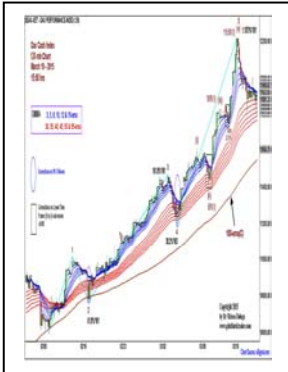


# INDEXES - *Elliott Wave* World Charting Report

using *Elliott Wave Technique*

(Please firstly read the Disclaimer at last page, and then the Report)



[www.pitchforktrader.com](http://www.pitchforktrader.com)

by **Dr Mircea Dologa, MD, CTA**

[mircdologa@yahoo.com](mailto:mircdologa@yahoo.com)

October 27th – 2017



Link **EXCERPTS** below

## Why the Professional Traders use the Elliott Wave Technique?

Most of the professional traders claim that they have improved their trading profitability by more than 40%, since they use the Elliott wave techniques.

Based on more than 25 years of trading & teaching experience, our current objective is to offer the trader *an original system of training* based on the following *Educational Binomial*:  
Manuals with **FREE COACHING** over a period of **12 months**.

If interested in learning and professionally practicing the Elliott waves, you can download below, **EXCERPTS** of **Volume 1**, including **discount prices** of Dr Dologa's Elliott wave books (refer to link):

**4 Manuals with FREE Coaching** (2 000 pages and 2 175 charts & Excel & tables files)

[http://pitchforktrader.com/EXCERPTS/Excerpts\\_EW\\_Volume\\_1\\_v2.pdf](http://pitchforktrader.com/EXCERPTS/Excerpts_EW_Volume_1_v2.pdf)

( if link or download problems please email [mircdologa@yahoo.com](mailto:mircdologa@yahoo.com) )

*Common sense* incites us to acquire a consistent technique that will give us confidence and help, in order to obtain consistent profits. After several decades of practice and teaching, we have decided to share our research and experience with the trading community colleagues. We firmly believe that the intelligent *Elliott Wave Practice* is one of the most reliable and consistent techniques for the astute trader.

## CONTENTS of World Charting Report

### Part I - MARKET Sentiment

**BALTIC Dry Index**  
**DOW Theory-Market Strength/Weakness**  
**VIX (S&P500)**

### Part II - WORLD FINANCIAL Indexes

**DOW JONES Industrial Average Index**  
**S&P 500 Index**  
**GERMAN DAX Index & CAC40**  
**AUSTRALIAN S&P / ASX 200 Index**  
**NIKKEI 225 Index**  
**FTSE XINHUA 200 Index (China)**

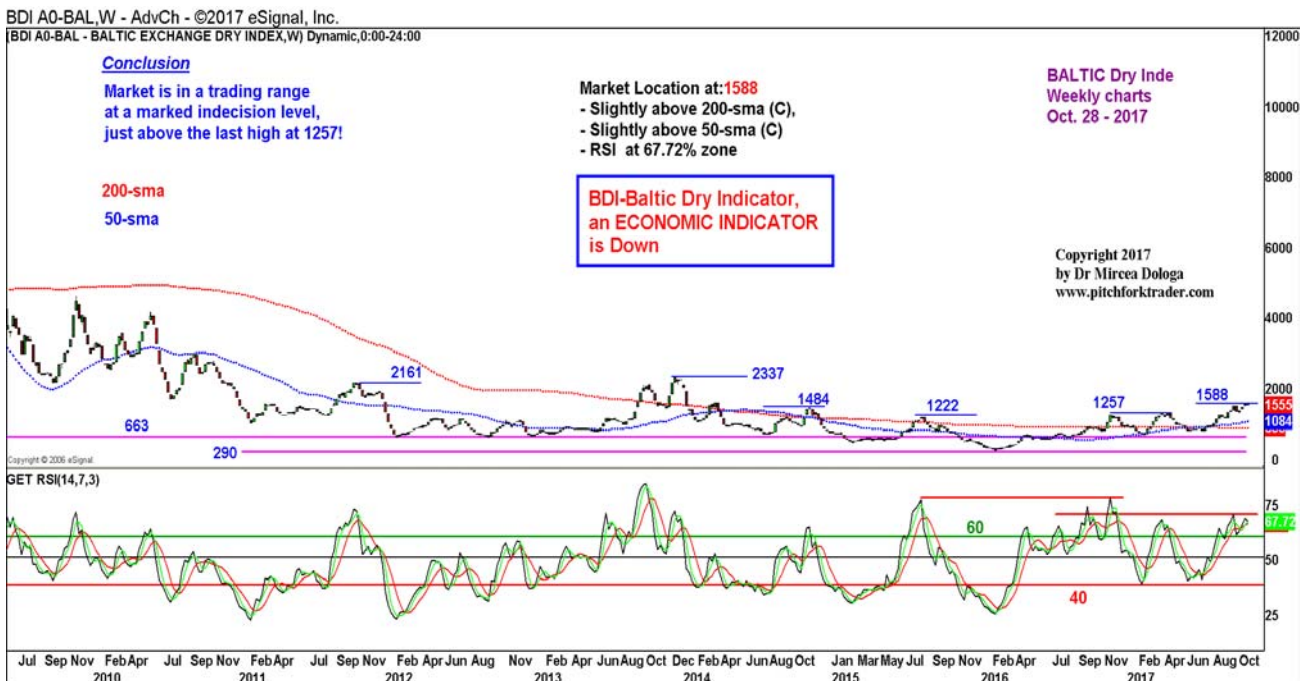
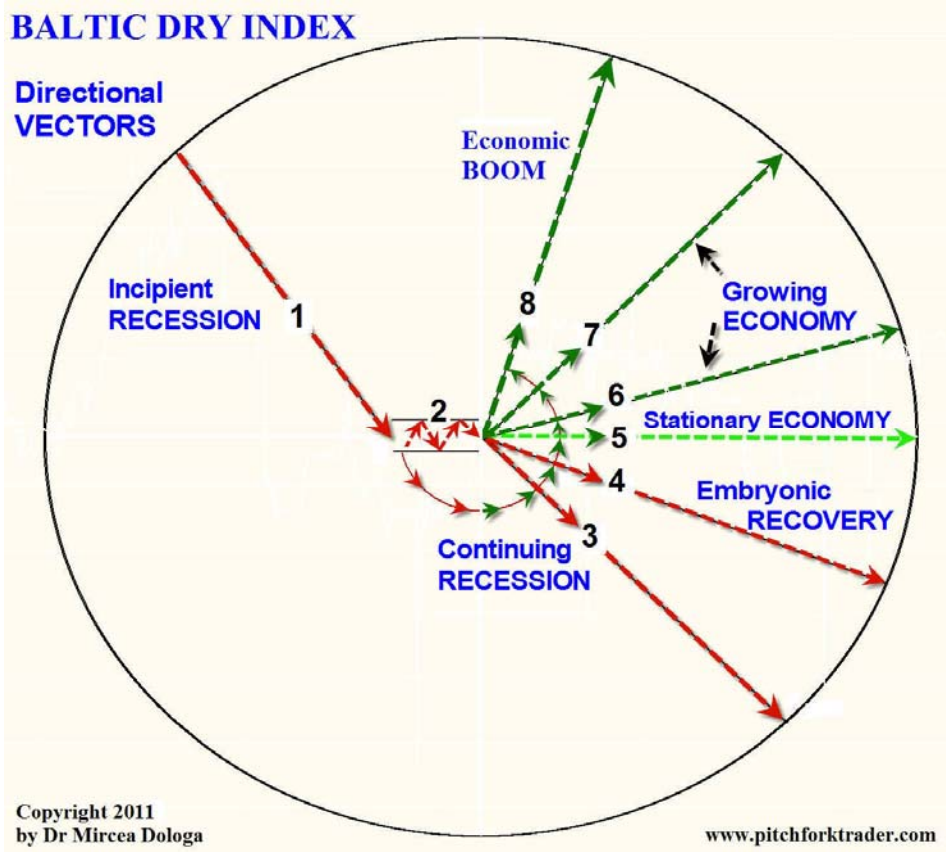
### Part III - World COMMODITY Market

**GOLD Comex & SILVER**  
**LIGHT CRUDE OIL**  
**NATURAL GAS & COPPER**

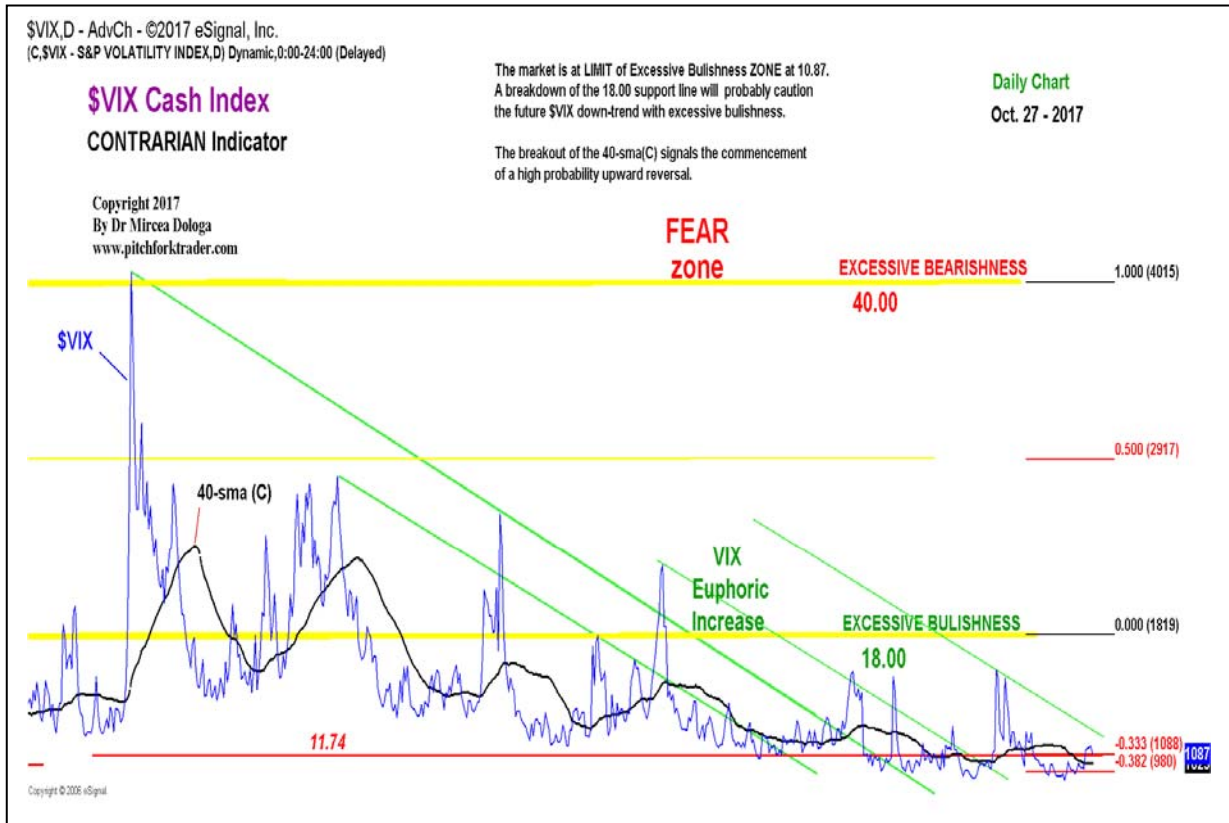
# Part I - MARKET Sentiment

Efficient TOOLS of QUANTIFYING the Market Strength / Weakness

## BALTIC Dry Index - *Bearish Market still in progress*

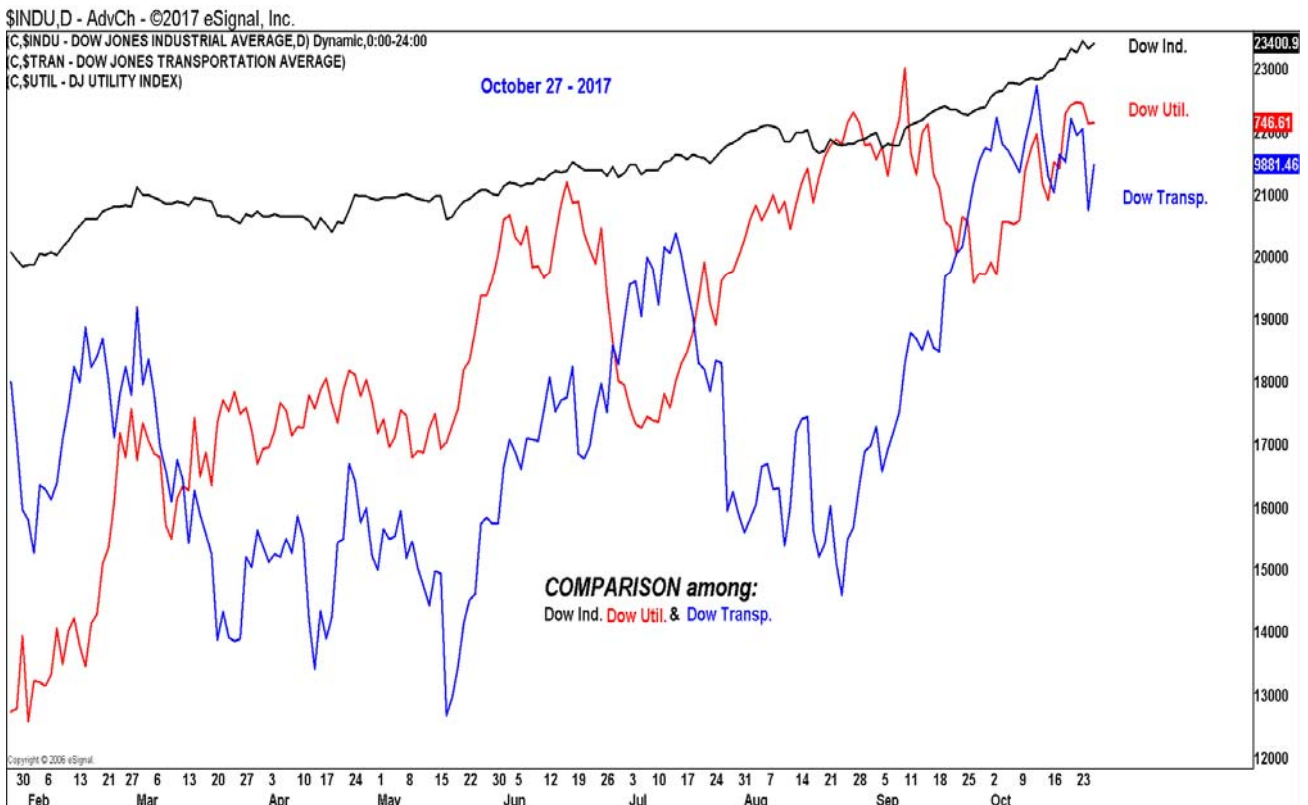


# SVIX Indicator of Contrarian Opinion



## DOW Theory - U.S. Market Strength / Weakness

### Synchronicity of the *Three DOW* Directions— Single Direction Confirmation





## 2. S&P 500 Index

\$SPX,W - AdvCh - ©2017 eSignal, Inc.  
 \$SPX - S&P 500 INDEX,W) Dynamic,0:00-24:00



\$SPX,D - AdvCh - ©2017 eSignal, Inc.  
 \$SPX - S&P 500 INDEX,D) Dynamic,0:00-24:00





FDAX 1!-EUX,240 - AdvCh - ©2017 eSignal, Inc.

FDAX 1!-EUX - DAX,240) Dynamic,0:00-24:00

Copyright 2017  
by Dr Mircea Dologa  
www.pitchforktrader.com

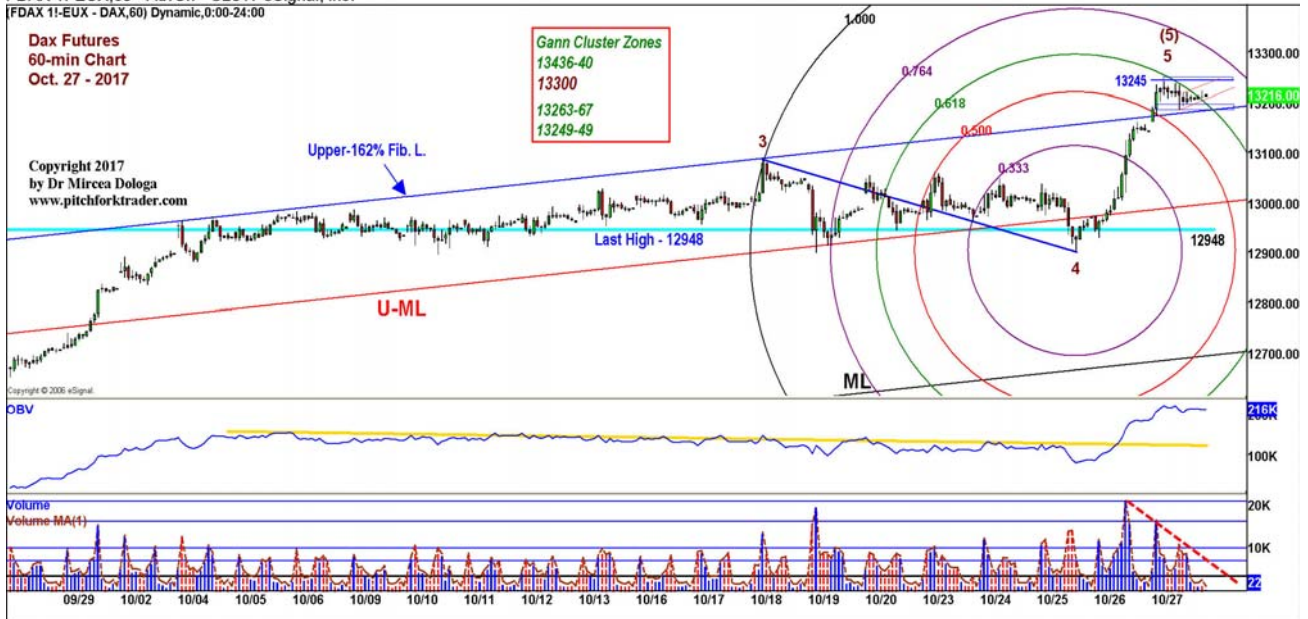


FDAX 1!-EUX,60 - AdvCh - ©2017 eSignal, Inc.

FDAX 1!-EUX - DAX,60) Dynamic,0:00-24:00

**Dax Futures  
60-min Chart  
Oct. 27 - 2017**

Copyright 2017  
by Dr Mircea Dologa  
www.pitchforktrader.com





### 5. Australian S&P / ASX 200 Index





7. Ftse XINHUA 200 – CHINA - Cash Index



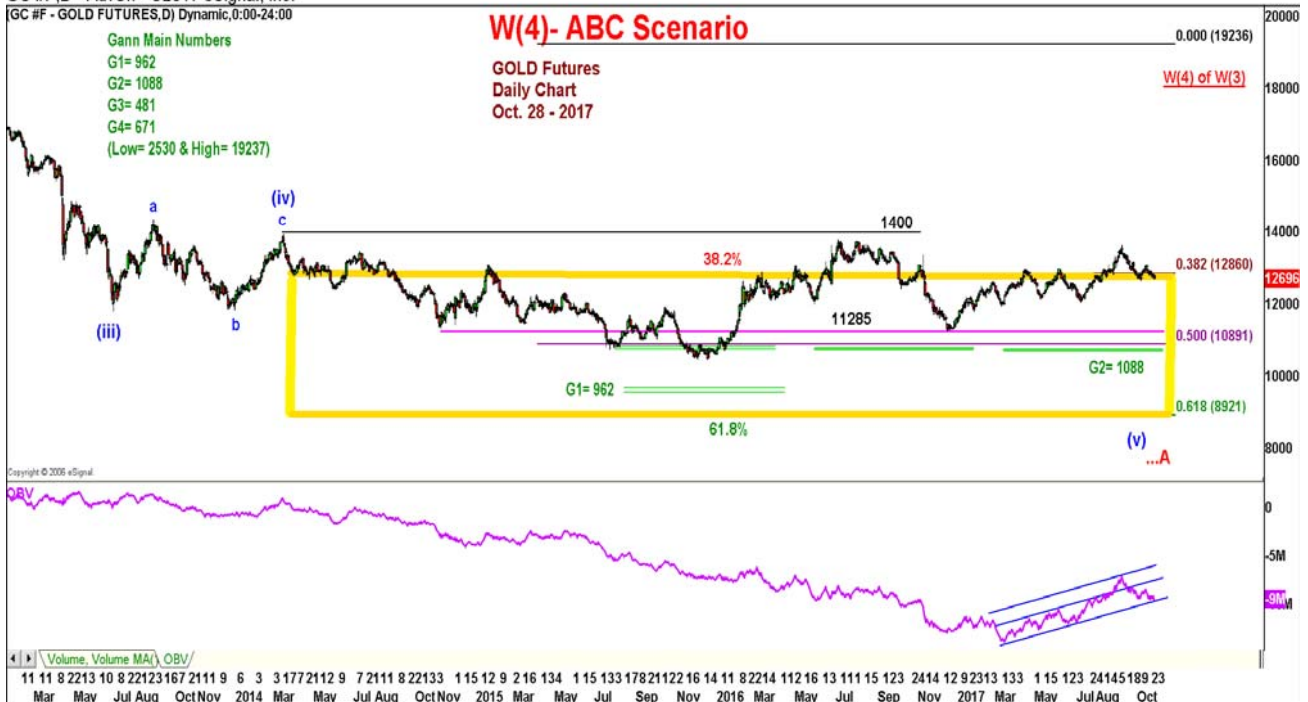
# Part III - World COMMODITY Market

## 8. Gold Comex Futures

GC #F,W - AdvCh - ©2017 eSignal, Inc.  
 [GC #F - GOLD FUTURES,W] Dynamic,0:00-24:00



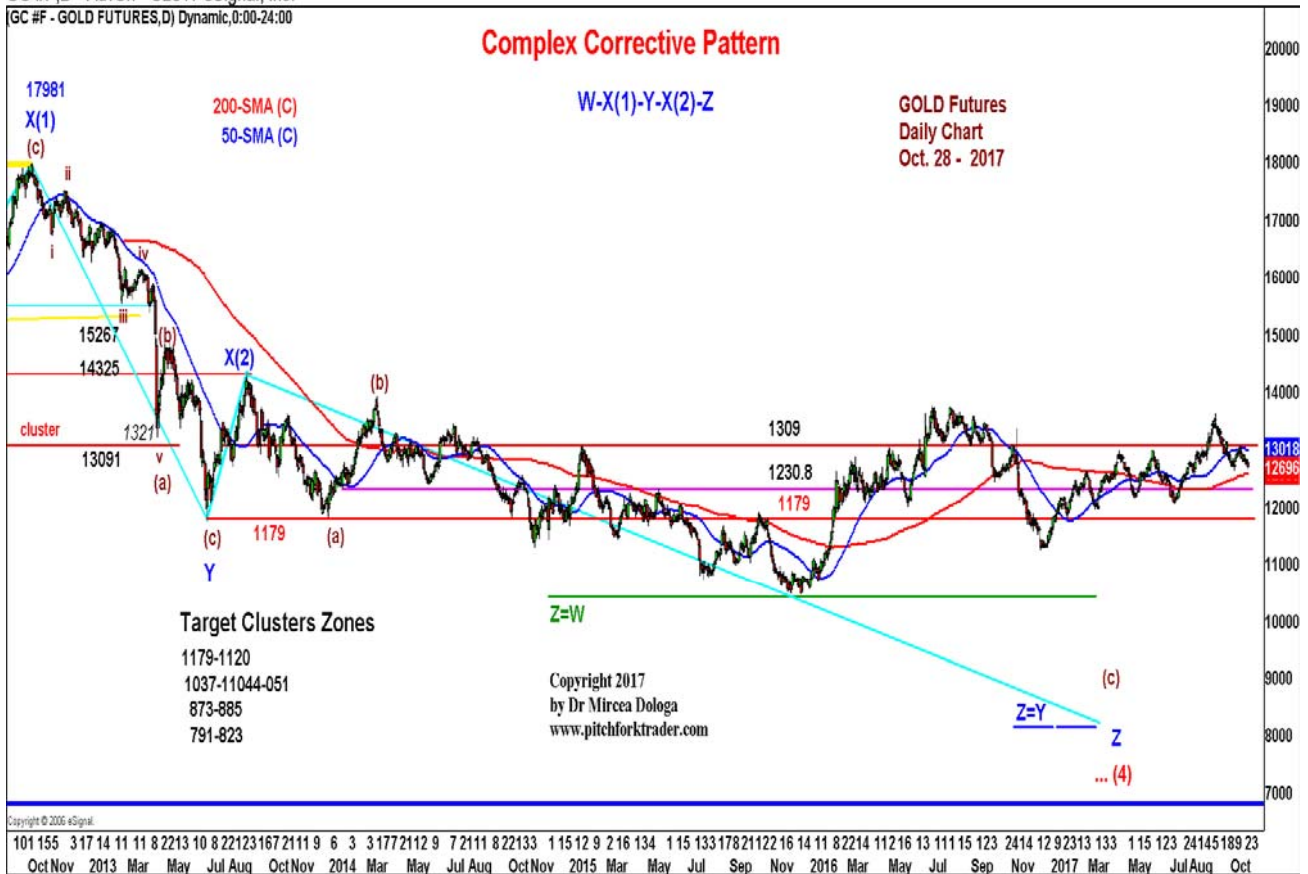
GC #F,D - AdvCh - ©2017 eSignal, Inc.  
 [GC #F - GOLD FUTURES,D] Dynamic,0:00-24:00



GC #F,W - AdvCh - ©2017 eSignal, Inc.  
 GC #F - GOLD FUTURES,W) Dynamic,0:00-24:00



GC #F,D - AdvCh - ©2017 eSignal, Inc.  
 GC #F - GOLD FUTURES,D) Dynamic,0:00-24:00

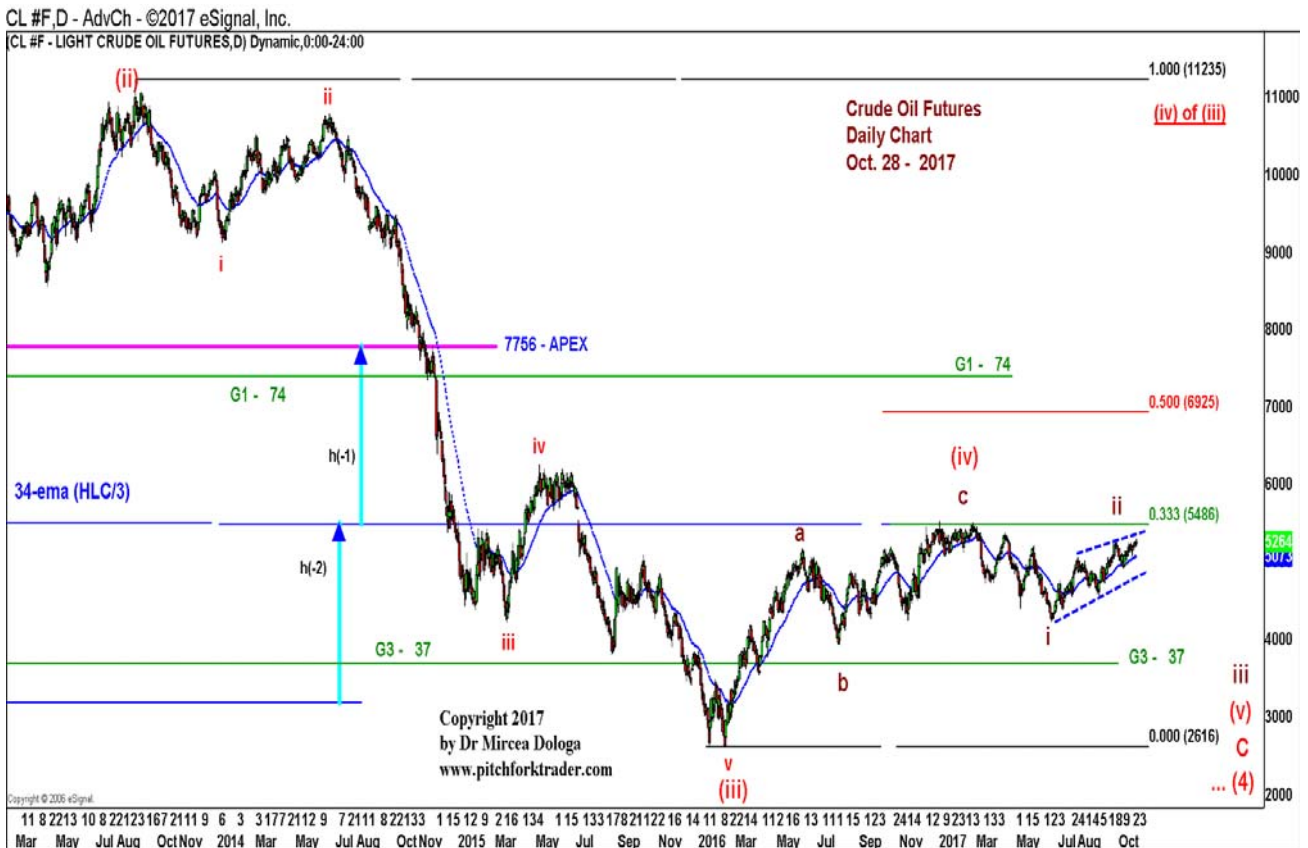




## 9. SILVER Futures



### 10. Light Crude Oil



CL #F,D - AdvCh - ©2017 eSignal, Inc.

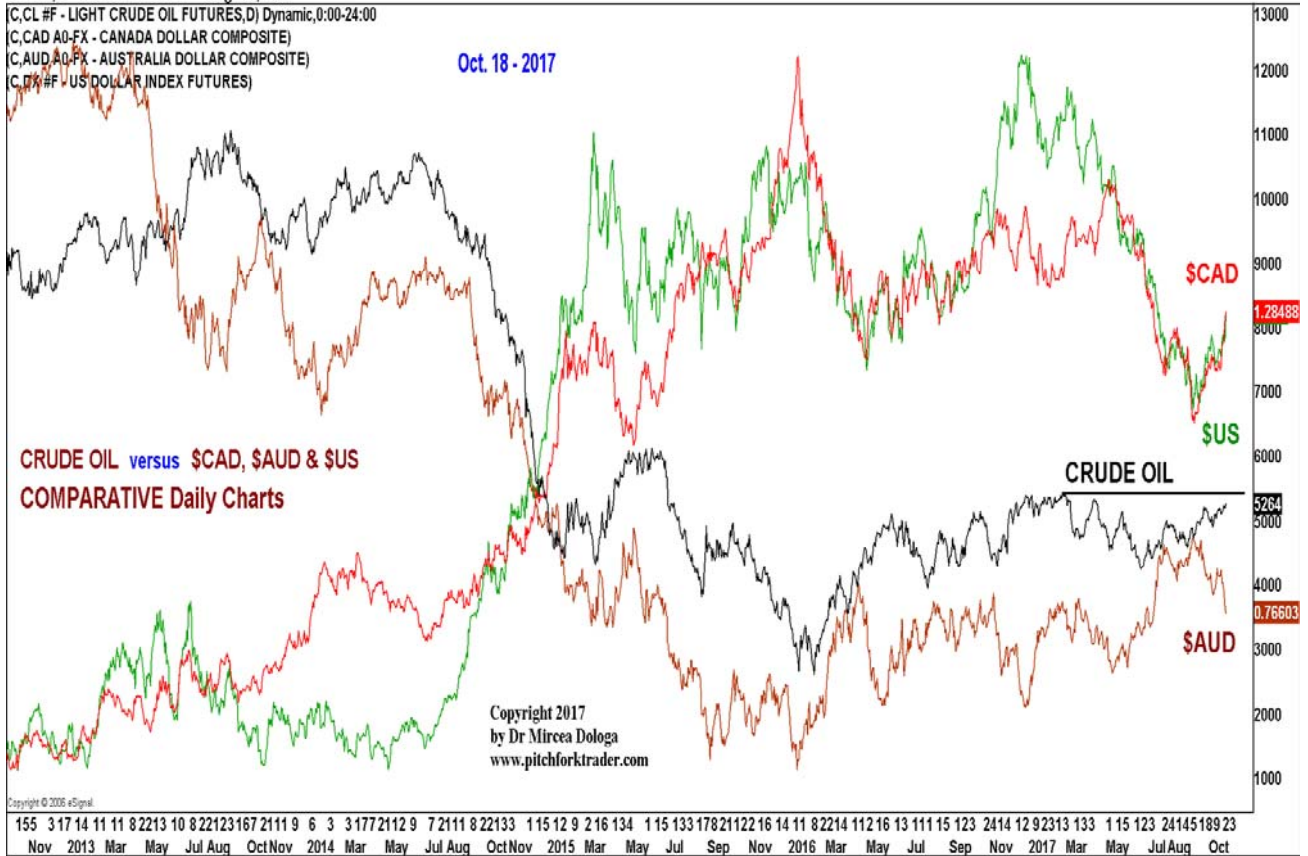
[C,CL #F - LIGHT CRUDE OIL FUTURES,D] Dynamic,0:00-24:00

[C,CAD A0-FX - CANADA DOLLAR COMPOSITE)

[C,AUD A0-FX - AUSTRALIA DOLLAR COMPOSITE)

[C,D#F - US DOLLAR INDEX FUTURES)

Oct. 18 - 2017



CL #F,D - AdvCh - ©2017 eSignal, Inc.

[C,CL #F - LIGHT CRUDE OIL FUTURES,D] Dynamic,0:00-24:00

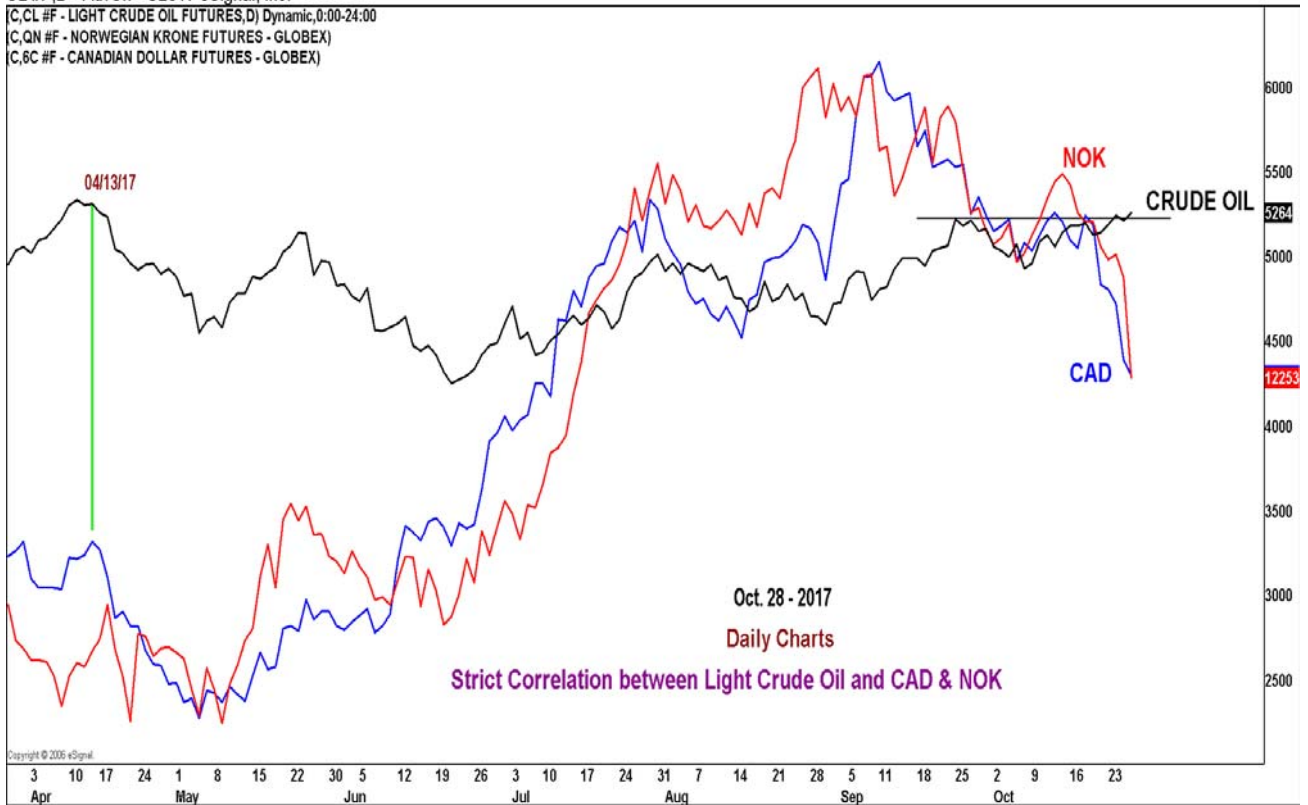
[C,QN #F - NORWEGIAN KRONE FUTURES - GLOBEX)

[C,BC #F - CANADIAN DOLLAR FUTURES - GLOBEX)

Oct. 28 - 2017

Daily Charts

Strict Correlation between Light Crude Oil and CAD & NOK





## 12. Copper Hi Grade Futures



**About us:****Email:** [mircdologa@yahoo.com](mailto:mircdologa@yahoo.com)


**Dr Mircea Dologa** began his investment and trading career in 1987, in pharmaceutical and real estate industries. Once he passed the Series 7 and Series 3 exams, he obtained the two indispensable trading licences controlled by United States Government: the *Registered Commodity Trading Adviser (CTA) Licence* and *Registered General Securities Representative - Investment Adviser Licence*. During the training periods, he realized the scarcity in financial literature and trading seminars, of the true 'know how' practical tools. After reading hundreds of books and attending numerous seminars, the same question kept popping up: *Where is the meat?* Most of the time, besides the classics... it wasn't there!

As a registered Commodity Trading Advisor (CTA) with National Futures Association of U.S.A., he founded a *new teaching concept*, based on practical aspects of trading, for both newcomers and experienced traders.


He published more than 50 articles and he is an international contributor to trading magazines in the USA ('*Technical Analysis of Stocks & Commodities*', '*Futures*' and '*eSignal.com Education Section*'); the United Kingdom ('*The Technical Analyst*'); Germany ('*Traders*' – English- and German-language editions); Australia ('*Your Trading Edge*') and Asia ('*The Trader's Journal*'). He is also the founder and the president of [www.pitchforktrader.com](http://www.pitchforktrader.com) – a specialized trading website.

Dr Mircea Dologa has written three books, over 1224 pages, 1560 charts and 44 Excel files, in his quest to efficiently teach the trading art from the beginner's level to the highest nowadays standards – the professional level. The author's main thought during the three years of planning, conceiving and writing these professional trading books, was how to optimally reveal the practical aspects.

*Dr Mircea Dologa attended New York University and Cooper Union School of Engineering and Science in New York and graduated from the latter with a B.S. in Theoretical Physics. He obtained his Doctorate in Medicine from the School of Medicine in Paris. He also took MBA courses in finance and business management at the University of South Carolina in Columbia and at the French School of Business and Finance (HEC Paris France). After holding the positions of Medical Director and later of General Manager, in 1992 he decided to focus exclusively on his investments and since then he has devoted his activity to financial markets. He lives with his wife and two daughters in Paris, France.*




**About Dr Mircea Dologa's works:**  
**Trader, Educator (including mentorship) & Market Researcher**



**Volume 1 - 444 pages**  
 (Beginner & Intermediate Level)



**Volume 2 - 300 pages**  
 (Advanced Level)



**Volume 3 - 480 pages**  
 (Advanced Level)

The below reviews pertain to Volume 1

**Breakthrough studies of Integrated Pitchfork Analysis**

*"Dr. Mircea Dologa picks up where Dr. Alan Andrews left off in his breakthrough studies of 'pitchfork' pattern analysis. In his new book, the author has taken the interpretation and application of 'pitchfork' patterns to an entirely new level. After studying Dr. Dologa's well written and very well illustrated book I will never look at a chart the same way again. What Dr. Dologa has done with 'pitchforks' is absolutely amazing. You've got to read it to believe it. Pitchfork patterns can provide so much practical and useful information that you will be referring to this book over and over. The book ends on a high note with an excellent chapter on Case Studies and Money Management. Traders will want to keep this powerful book handy for frequent reference. Highly recommended."*

Chuck LeBeau, Director of Quantitative Analysis for SmartStops.net and co-author of *Computer Analysis of the Futures Market*, noted trader, lecturer and trading systems developer.

*Integrated Pitchfork Analysis: Basic to Intermediate Level* is an introductory text to the branch of Technical Analysis which uses the Andrews' pitchfork trading technique. Designed for traders with no experience of Pitchfork Analysis this book demonstrates how to analyse the markets and trade using pitchfork analysis, assisting the novice trader in achieving a consistent performance.

Written by experienced trader, Dr Mircea Dologa, the founder of [www.pitchforktrader.com](http://www.pitchforktrader.com), the book begins by introducing and discussing the basic theory of pitchfork trading, providing a description of the technique, how to analyse the charts and how to make a decision based on that analysis. It then moves on to the more practical aspects about the low risk high-probability trade from its inception to its termination. Crucially expert guidance on money management and risk management techniques - when to get in, when to get out and where to locate the initial or trailing stops is also provided.

Ultimately *Integrated Pitchfork Analysis: Basic to Intermediate Level* will teach you how to trade, how to follow the markets and how to consistently make money.

Cover Design: Jim Wikkie

ISBN 978-0-470-69434-3

WILEY  
wiley.com

9 780470 694343

*"Dr. Mircea Dologa's book, Integrated Pitchfork Analysis, combines the breadth of evolving theory with the depth of experience acquired from years of practical application, leaving almost no stone unturned in an exploration of the Pitchfork and its application to profitable short-term trading. Many of Dr. Dologa's ideas are truly innovative, reflecting his understanding of human nature. It would be difficult to find a more complete coverage of Pitchfork trading. It is a mine of (literally) valuable information."*

Tony Plummer, Director, Helmsman Economics Ltd, and author of *Forecasting Financial Markets: The Psychology of Successful Investing*.

*"It has indeed been a privilege for me to have access to Dr Mircea Dologa's amazing analysis which I consider to be an extremely important contribution to Technical Analysis. His development of Integrated Pitchfork Analysis in synergy with existing state-of-the-art trading tools resulting in an easy to use professional edge technique has not been previously utilized. This undoubtedly increases the improvement of trading accuracy, leading to enhanced confidence with greater profitability for both trading and investing. This book is a truly remarkable achievement in the field of Technical Analysis and Dr. Dologa, like myself, is motivated to educate traders and investors on the wonderful world of Technical Analysis and how it can help them in these volatile markets. I believe Dr. Dologa will join the true Market Masters of the 21st Century."*

Dawn Bolton-Smith, Founder-Member of the Australian Technical Analysis Association, Senior Technical Analyst, Educator & Writer.

*"Dr. Mircea Dologa has masterfully defined and delineated the Median Line procedure that is central to Pitchfork Analysis and trading. His basic and intermediate theory and practice is a definitive work in this important realm of technical market analysis."*

Professor Oliver Henry Pruden, Professor of Business Administration and Executive Director of the Institute for Technical Market Analysis, Golden Gate University, San Francisco, USA.

---

*Please find listed below, his published articles in International Finance & Trading Publications:  
USA, EUROPE, AUSTRALIA, CHINA & SOUTH EAST ASIA*

---

## Bibliography of Dr Mircea Dologa

### A. Trading Books

Dologa, Mircea [2016]. *Elliott Waves Trading – A Nuts-and-Bolts Professional Approach, Volume I* – 476 pages, Pitchforktrader.com, Paris, France

Dologa, Mircea [2017]. *Elliott Waves Trading – A Nuts-and-Bolts Professional Approach, Volume II* – 600 pages, Pitchforktrader.com, Paris, France

Dologa, Mircea [2017]. *Elliott Waves Trading – A Nuts-and-Bolts Professional Approach, Volume III* – 550 pages, Pitchforktrader.com, Paris, France

Dologa, Mircea [2017]. *Elliott Waves Trading – A Nuts-and-Bolts Professional Approach, Volume IV* – 500 pages, Pitchforktrader.com, Paris, France

*Excerpts of 4 books - COPY & PASTE on the browser:*

[http://pitchforktrader.com/EXCERPTS/Excerpts\\_EW\\_Volume\\_1\\_v2.pdf](http://pitchforktrader.com/EXCERPTS/Excerpts_EW_Volume_1_v2.pdf)

Dologa, Mircea [2006]. “*Integrated Pitchfork Analysis- Beginner & Intermediate Level*“, Volume I, 444 pages, Wiley Publishing House, London

Dologa, Mircea [2007-8]. “*Integrated Pitchfork Analysis- Advanced Level*“, Volume II, 300 pages, Pitchforktrader.com, Paris

Dologa, Mircea [2009]. “*Integrated Pitchfork Analysis- Advanced Level*“, Volume III, 480 pages, Pitchforktrader.com, Paris

*Excerpts of 4 books - COPY & PASTE on the browser:*

[http://www.pitchforktrader.com/vol1\\_excerpts.pdf](http://www.pitchforktrader.com/vol1_excerpts.pdf)

[http://www.pitchforktrader.com/vol2\\_excerpts.pdf](http://www.pitchforktrader.com/vol2_excerpts.pdf)

[http://www.pitchforktrader.com/vol3\\_excerpts.pdf](http://www.pitchforktrader.com/vol3_excerpts.pdf)

### B. Trading Articles

Dologa, Mircea [2017]. “*Elliott Waves – How High is High?*”, Part I, Technical Analysis of Stocks & Commodities, November

Dologa, Mircea [2017]. “*Elliott Waves – How High is High?*”, Part II, Technical Analysis of Stocks & Commodities, December

Dologa, Mircea [2017]. “*Trading Approach of the Most Profitable Elliott Wave [W3]*”, Nov./Dec., Your Trading Edge, Sydney, Australia

Dologa, Mircea [2017]. “*Trading Approach of the Deepest Corrective Elliott Wave [W2]*”, Sept./Oct., Your Trading Edge, Sydney, Australia

Dologa, Mircea [2017]. “*Trading Approach of the Enigmatic Elliott Wave [W1]*”, July/Aug., Your Trading Edge, Sydney, Australia

- Dologa, Mircea [2017]. *“Elliott Waves In Trading the Opening of Index Futures”*, May/June, Your Trading Edge, Sydney, Australia
- Dologa, Mircea [2017]. *“Elliott Wave Intra-Day Trading: A Combination of Elliott Waves, Pitchforks, Gann & Jenkins Tools”*, March/April, Your Trading Edge, Sydney, Australia
- Dologa, Mircea [2017]. *“Trading Elliott Waves Using a Top-Down Approach”*, Technical Analysis of Stocks & Commodities, Volume 35:13 (36-42), Bonus Issue-February
- Dologa, Mircea [2017]. *“The Nuts-and-Bolts of Practising Elliott Wave Trading-Part II: Channelling with Trade Entry/Stops/Exits & Risk Management”*, Jan/Feb, Your Trading Edge, Sydney, Australia
- Dologa, Mircea [2004-2017]. *“World Charting Report- Indexes, Forex & Stocks”*, Monthly Periodical, Paris, France, <http://www.pitchforktrader.com/reports.html>
- Dologa, Mircea [2016]. *“The Nuts-and-Bolts of Practising Elliott Wave Trading- Part I: Judicious & Mistaken Elliott Wave Labelling – Rules & Guides”*, Nov/Dec, Your Trading Edge, Sydney, Australia
- Dologa, Mircea [2013]. *“Missing Ling: between Time & Price”*, Part I, Technical Analysis of Stocks & Commodities, Volume-September.
- Dologa, Mircea [2013]. *“Missing Ling: between Time & Price”*, Part II, Technical Analysis of Stocks & Commodities, Volume-October
- Dologa, Mircea [2013]. *“Trading the German Dax - Part I”*, July/August, Your Trading Edge, Sydney, Australia
- Dologa, Mircea [2013]. *“Trading the German Dax - Part II”*, September/October, Your Trading Edge, Sydney, Australia
- Dologa, Mircea [2012]. *“Trading Elliott Waves with Regression Trend Channel & Count Back Line”*, February, Learning Section, [www.esignal.com](http://www.esignal.com).
- Dologa, Mircea [2012]. *“An Elliott & Gann Efficient Time/Price Tool-Part I”*, December, Learning Section, [www.esignal.com](http://www.esignal.com).
- Dologa, Mircea [2012]. *“An Elliott & Gann Efficient Time/Price Tool-Part II”*, December, Learning Section, [www.esignal.com](http://www.esignal.com).
- Dologa, Mircea [2011]. *“The Art of Professional Trading during Tumultuous Times- Part I”*, January, Learning Section, [www.esignal.com](http://www.esignal.com).
- Dologa, Mircea [2011]. *“The Art of Professional Trading during Tumultuous Times- Part II”*, February, Learning Section, [www.esignal.com](http://www.esignal.com).
- Dologa, Mircea [2011]. *“The Baltic Index: An Ideal Tool for signalling the End of Crisis”*, March, Learning Section, [www.esignal.com](http://www.esignal.com)
- Dologa, Mircea [2011]. *“When and Where Time meets Price through Pitchfork Analysis”*, December, Learning Section, [www.esignal.com](http://www.esignal.com)
- Dologa, Mircea [2011]. *“Interview”*, May/June, Your Trading Edge, Sydney, Australia
- Dologa, Mircea [2010]. *“New Aspects of Trading Based on Integrated Pitchfork Analysis”*, February, Learning Section, [www.esignal.com](http://www.esignal.com)
- Dologa, Mircea [2009]. *“Intraday Trading with Inter-Market Analysis”*, November, Learning Section, [www.esignal.com](http://www.esignal.com)
- Dologa, Mircea [2009]. *“Trading Lessons from Paris”*, July/August, Your Trading Edge, Sydney, Australia
- Dologa, Mircea [2009]. *“Inter-Market Analysis Role in Intra-Day Trading”*, Trader’s, Germany

- Dologa, Mircea [2009]. *“Trade for a Living: Day-to-Day Business Operations“*, Trader’s, Germany
- Dologa, Mircea [2009]. *“Trading the Master Plan“*, Trader’s, Germany
- Dologa, Mircea [2009]. *“Interview“*, Trader’s, Germany
- Dologa, Mircea [2009]. *“After the Flood – Part I“*, March/April, Your Trading Edge, Sydney, Australia
- Dologa, Mircea [2009]. *“After the Flood – Part II“*, July/Aug, Your Trading Edge, Sydney, Australia
- Dologa, Mircea [2009]. *“Day-to-Day Business Operations when you Trade for a Living”*, April, Learning Section, [www.esignal.com](http://www.esignal.com).
- Dologa, Mircea [2009]. *“Trading for a Living: Trending with Integrated Pitchfork Analysis”*, August, Learning Section, [www.esignal.com](http://www.esignal.com)
- Dologa, Mircea [2008]. *“Pre-Open Preparation for Dax Trading”*, February, Learning Section, [www.esignal.com](http://www.esignal.com)
- Dologa, Mircea [2008]. *“The Mechanism of News Release Trading”*, August, Learning Section, [www.esignal.com](http://www.esignal.com)
- Dologa, Mircea [2007]. *“Short-Term trading & Action-Reaction Lines“*, April, The Trader’s Journal, Hong Kong
- Dologa, Mircea [2007]. *“Trading the Dax Opening”*, January, Technical Analyst, London
- Dologa, Mircea [2007]. *“Integrated Pitchfork Analysis Applied to FOREX: Foundations of this New Profitable Trading Technique”*, December 14, Learning Section, [www.esignal.com](http://www.esignal.com)
- Dologa, Mircea [2007]. *“Integrated Pitchfork Analysis Applied to FOREX: Integration of this Approach with other Modern Tools for Best Results with Optimal Confidence”*, December 21, Learning Section, [www.esignal.com](http://www.esignal.com)
- Dologa, Mircea [2006]. *“Pragmatic Aspects of Trading Rectangles”*, May/June, Technical Analyst, London
- Dologa, Mircea [2006]. *“Understanding the Dax Gaps”*, October, Technical Analyst, London
- Dologa, Mircea [2006]. *“Trading Rectangles – Tactics & Money Management”*, Futures Magazines, New York
- Dologa, Mircea [2006]. *“Integrated Pitchfork Analysis“*, The Trader’s Journal, Hong Kong
- Dologa, Mircea [2006]. *“Trading Rectangles – Tactics & Money Management”*, Futures Magazines, New York
- Dologa, Mircea [2006]. *“The Third Elliott Wave”*, Technical Analysis of Stocks & Commodities, Volume 24: May.
- Dologa, Mircea [2006]. *“Trading the Trend in Wave 3”*, Technical Analysis of Stocks & Commodities, Volume 24-June.
- Dologa, Mircea [2006]. *“Trading Wave 3”*, Technical Analysis of Stocks & Commodities, Volume 24: September
- Dologa, Mircea [2006]. *“Trading the Wave 3”*, Technical Analysis of Stocks & Commodities, Volume 24-September.
- Dologa, Mircea [2006]. *“Preparing for Intra-day Trading“*, March/April, Your Trading Edge, Sydney, Australia

Dologa, Mircea [2006]. *“Trading Life - The Quest for Best Tools“*, May/June,  
Your Trading Edge, Sydney, Australia

Dologa, Mircea [2006]. *“Trading Life - The Quest for Best Tools“*, May/June,  
Your Trading Edge, Sydney, Australia

Dologa, Mircea [2005]. *“Following the Median Line”*, Futures Magazines, New York

## Disclaimer

*The purpose of this material is to provide you a very powerful trading technique, named “Elliott Waves“, a valuable tool in the financial markets. The text, the chart examples, or any part of this material are not to be taken as “investment advice”. They are purely and strictly for educational purposes. Ultimately, you are responsible for all of your investment decisions. The data used in this material is believed to be from reliable sources but cannot be guaranteed.*

*There is no guarantee that this tool will continue to work in the future. “Past performance is not indicative of future results”. You should understand that there is considerable risk of loss in the stock, futures or options markets. Neither the author, nor anyone else involved in the production of this material, will be liable for any loss, damage or liability directly or indirectly caused by the usage of this material.*